


Sun Telecom Titan III

TURNING PAGER ON

Press the  button for 2 seconds to turn the pager on. A startup screen is momentarily displayed and the pager alerts the currently selected alert-mode (Vibe, Audio, Silent).

TURNING PAGER OFF

Press the  button to display the Function menu.

Press the  or  button to move the cursor on OFF icon.

Press the  button. *Turn Pager Off?* is displayed.

Press the  button again to turn the pager off.

FUNCTION MENU



As you navigate through the Function Menu, the Function icon will change to indicate the current location of the cursor.

Press  or  to navigate through the Function Menu.

Press  to enter the current function.

Press  to exit the Function menu.



RECEIVING/READING MESSAGES

Press  or  to move the cursor to the message you want to read.

Press  to read the message.

LOCKING AND UNLOCKING MESSAGES

Up to 10 messages can be locked to prevent them from being deleted or from being replaced with the memory is full.


Press  or  to select the message you want to lock or unlock.

Press  then press  or  to move the cursor to show *LOCK* or *UNLOCK*

Press  to activate the setting.

DELETING A MESSAGE / ALL MESSAGES

To delete a single message:

Press  or  to select the message you want to delete.

Press  then press  or  to move the cursor to show *DELETE*



Press  to delete the message

To delete all messages:

Press  then press  or  to move the cursor to show *DELETE ALL*

Press  to delete all messages

MOVING A MESSAGE TO THE SAVED FOLDER

Press  or  to select the message you want to move.

Press  then press  or  to move the cursor to show *NOTEBOOK*

Press  to move the message

SETTING DISPLAY ZOOM

From the Function menu:

Press  or  to move the cursor to show *ZOOM*

Press  to display the Zoom screen

Press  or  to select the Zoom mode desired

Press  to activate the Zoom and exit to the Main Menu.

SETTING THE TIME AND DATE

From the Function Menu:

Press  or  to move the cursor to show **SET TIME**

Press  to display the Set Time Screen

Press  to move the cursor to the next digit


Press  to adjust the current digit

Repeat the two previous steps to adjust all time digits

Press  to activate and exit to the Main Menu.

SETTING THE ALARM

From the Function Menu:

Press  to display the Set Alarm Screen

Press  or  to move the cursor

Press  to adjust the current digit or to select the Alarm mode (Off / Daily / 1Time)

Repeat the two previous steps to adjust all time digits

Press  to activate and exit to the Main Menu.


SETTING PRIVATE TIME

Private Time specifies a time period when the device receives messages without an audible or vibrate alert.

Press  or  to move the cursor to **SET PRIVATE**

Press  to display the Set Private Screen

Press  or  to move the cursor

Press  to adjust the current digit or to enable/disable private time







Repeat the two previous steps to adjust all time digits

After setting the ON time, repeat the previous steps to set the OFF time.



































Press  to activate and exit to the Main Menu.

PAGER, MESSAGE, FUNCTION AND OTHER SYMBOLS

Indicators

	Audio Alert		In Range or Out Range Indication
	Vibe Alert		Full Battery Status
	Enabled Alarm		2/3 Battery Status
	Enabled Private Time		1/3 Battery Status
	New Page or Unread Message Indication		Low Battery Status
	Lock Message		Message Continuation
	Unlock Message		Power On

Symbols

	Inbox Folder		Zoom
	Info Folder		Set Scroll
	Saved Folder		Enable Reminder
	Escape		Disable Reminder
	Set Time		Delete All
	Set Alarm		Delete
	Set Alert		Escape
	Pager Off		Move to Saved Folder
	Set Private		
	Page by Page		Saved Message
	Slow Speed		Unread Inbox Message
	Medium Speed		Read Inbox Message
	High Speed		Read Info Slot
	Info Slot (Enabled Alert)		Unread Info Slot
	Unread Info Slot (Enabled Alert)		Message Cursor
	Set Info Slot Alert		Set Audible ON
	Enable Private Time		Set Audible OFF
	Disable Private Time		